

SHANGHAI SHINJO PUMP & VALVE CO.,LTD.  
http://www.shinjovalve.com E-mail: shinjovalve@163.com  
Tel :+86 (021)5620 6641 Fax:+86 (021)5641 2609  
Mobile:+86 131 2229 3865

---

## CAST STEEL GATE VALVE



**SHANGHAI SHINJO PUMP & VALVE CO., LTD.**

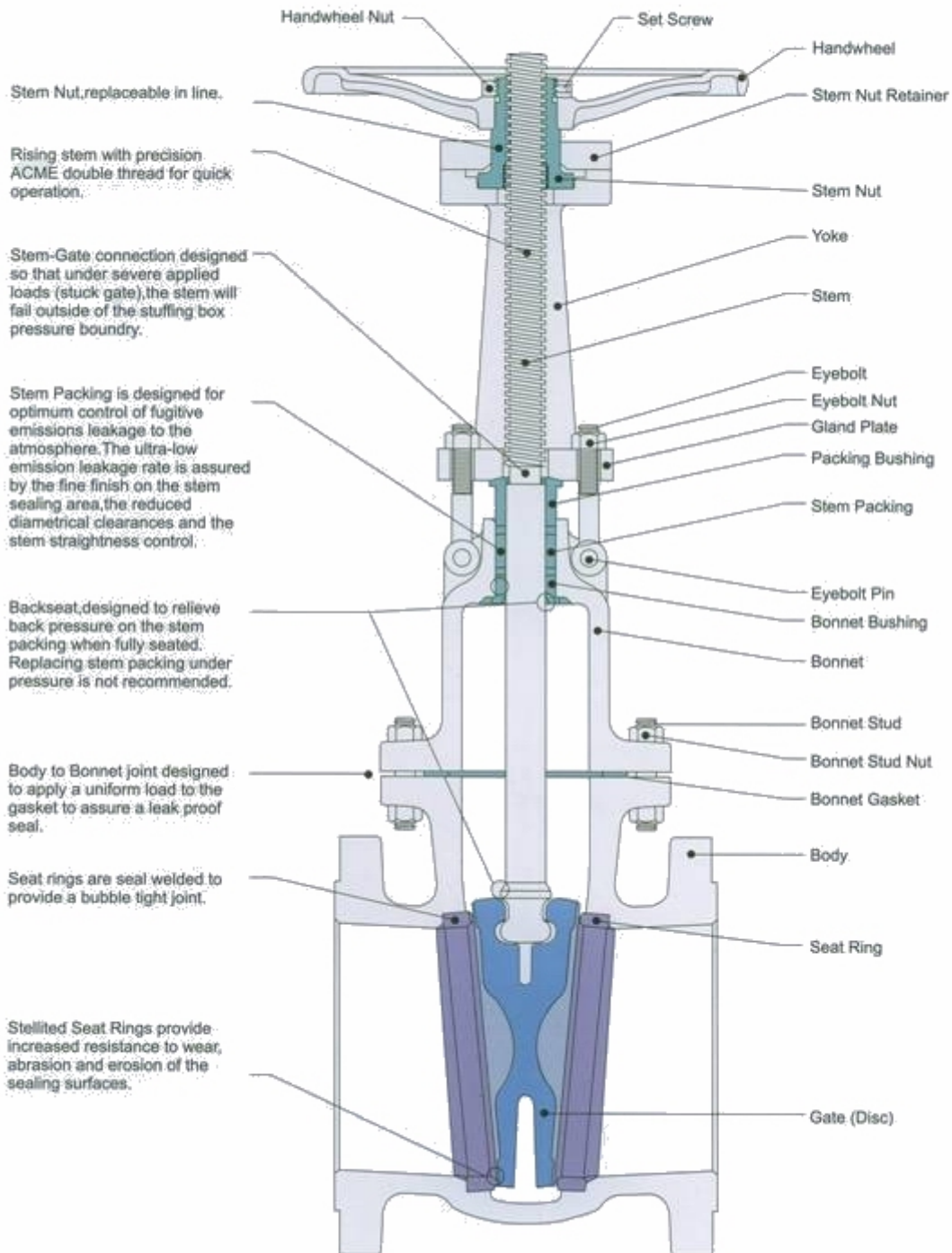
---

## PRODUCT PICTURE

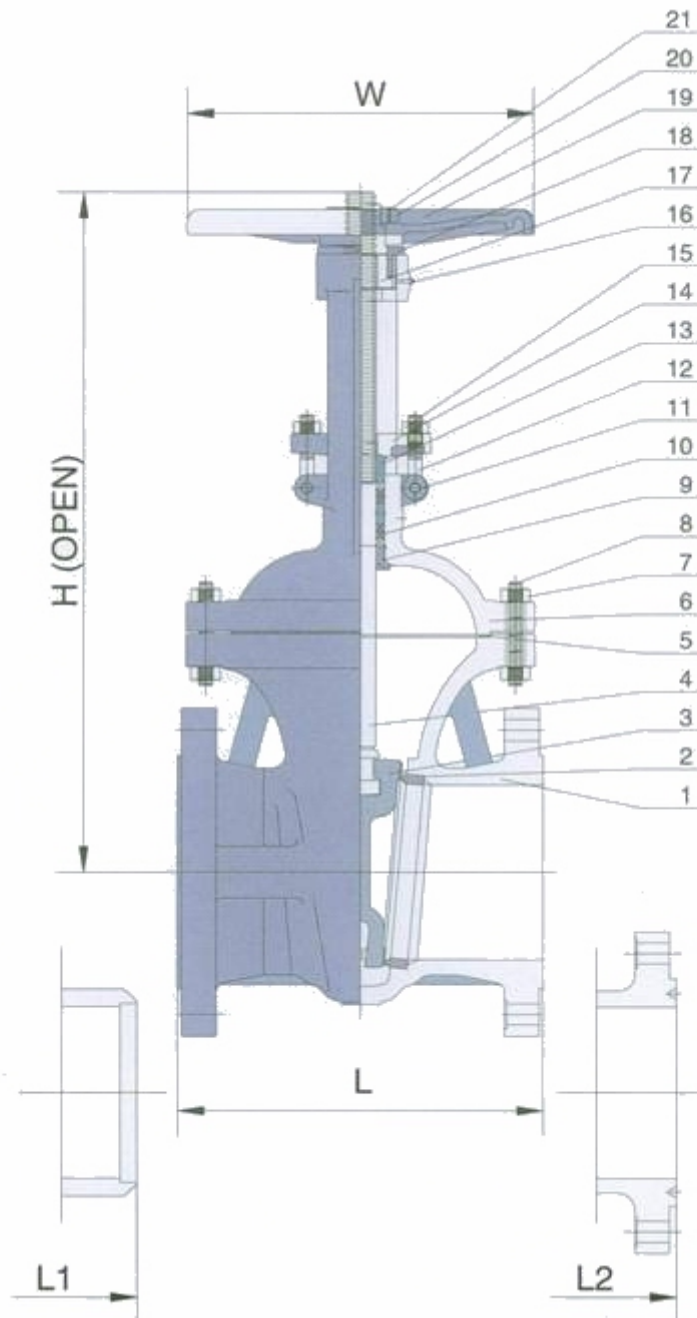


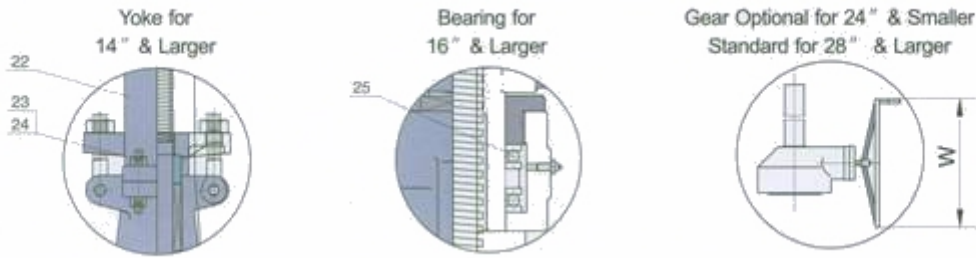
## PRODUCT CONSTRUCTION

### Cast Steel Gate Valves with fixed handwheel and rising stem (outside screw and yoke) (OS&Y)



## CAST STEEL GATE VALVE-CLASS 150





## FEATURES & SPECIFICATIONS

OS & Y, Rising Stem	Design	ASME B16.34/API 600
Bolted Bonnet	Face to Face	ASME B16.10
Flexible Wedge (2" Solid)	End to End	ASME B16.10
Extended Bonnet for	End Flange	ASME B16.5/B16.47
Cryogenic Services	BW End	ASME B16.25
By Pass On Request	Test	API 598
Locking Device Optional	Special	NACE MR-01-75

## STANDARD MATERIALS OF MAIN PARTS

ITEM	PART NAME	MATERIAL
1	Body	ASTM A216 GR.WCB
2	Seat Ring	ASTM A105 + Stellite Faced
3	Disc	ASTM A216 GR.WCB+13Cr Faced
4	Stem	ASTM A182 GR.F6
5	Gasket	Soft Iron + Graphite
6	Bonnet	ASTM A216 GR.WCB
7	Bonnet Bolt Nuts	ASTM A194 GR.2H
8	Bonnet Bolts	ASTM A193 GR.B7
9	Backseat Bushing	ASTM A276 Type 410
10	Stem Packing	Braided Graphite & Die Formed Graphite Ring
11	Eye Bolt Pins	Die formed Graphite Ring Carbon Steel
12	Gland Eye Bolts	ASTM A307 GR.B
13	Gland	ASTM A276 Type 410
14	Gland Flange	ASTM A216 GR.WCB

15	Eye Bolt Nuts	ASTM A194 GR.2H
16	Grease Nipple	Carbon Steel
17	Stem Nut	ASTM A439 GR.D-2
18	Retaining Nut	Carbon Steel
19	Hand wheel	Ductile Iron
20	Hand wheel Nut	Carbon Steel
21	Screw	Carbon Steel
22	Yoke	ASTM A216 GR.WCB
23	Yoke Pan Bolt Nuts	ASTM A194 GR.2H
24	Yoke Pan Bolts	ASTM A193 GR.B7
25	Bearing	Steel

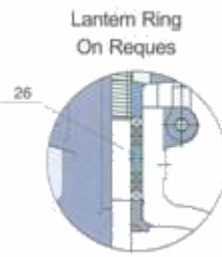
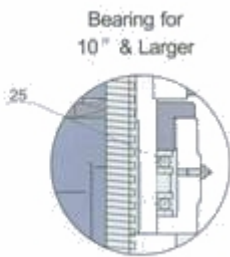
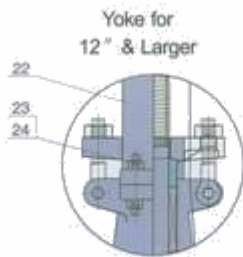
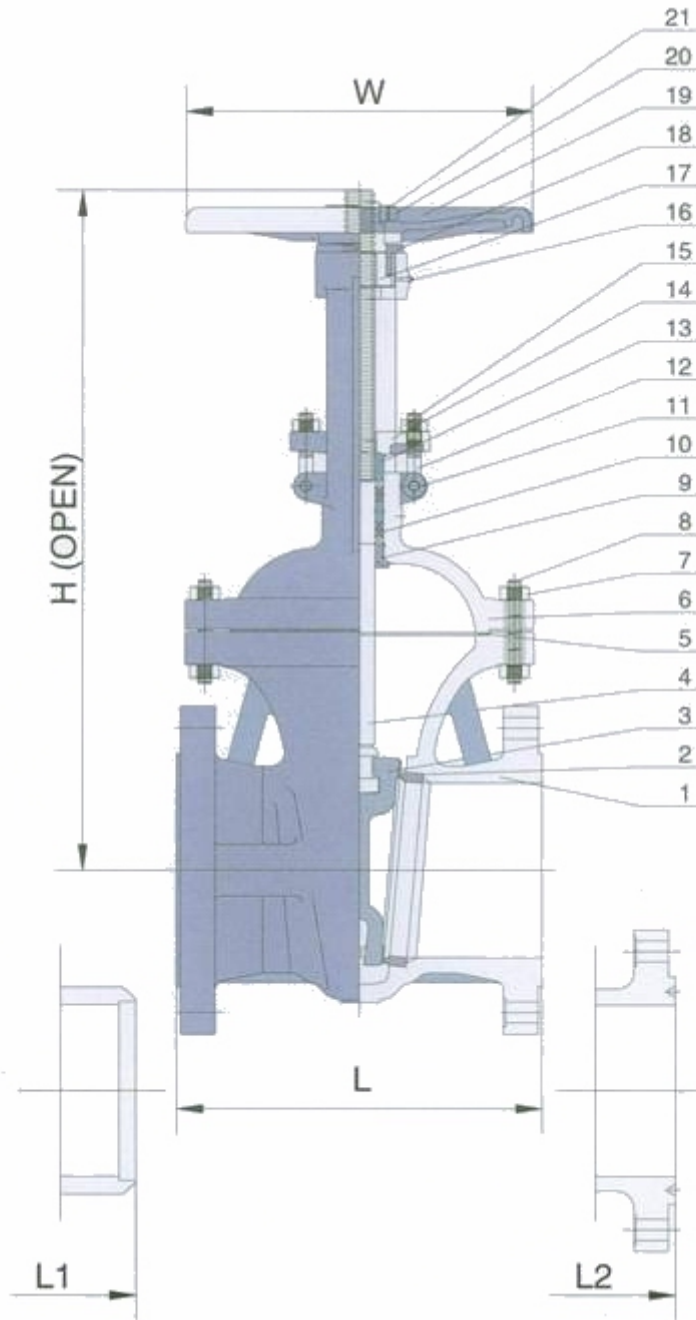
## DIMENSIONS & WEIGHTS

Size		L		L 1		L2		H		W		Weight RF
in	mm	in	mm	in	mm	in	mm	in	mm	in	mm	kg
2"	50	7.00	178	8.50	216	7.50	191	15.31	389	8	200	17
2.5"	65	7.50	191	9.50	241	8.00	203	17.28	439	8	200	23
3"	80	8.00	203	11.12	283	8.50	216	19.69	500	10	250	29
4"	100	9.00	229	12.00	305	9.50	241	23.43	595	10	250	47
6"	150	10.50	292	15.88	403	11.00	279	30.59	975	14	350	80
8"	200	11.50	267	18.00	419	12.00	305	38.39	777	14	350	129
10"	250	13.00	330	16.50	457	13.50	343	45.67	1160	16	400	192
12"	300	14.00	381	19.75	502	14.50	368	54.72	1555	18	450	287
14"	350	15.00	356	22.50	572	15.50	394	61.22	1390	22	560	410
16"	400	16.00	406	24.00	610	16.50	419	71.30	1811	24	600	571
18"	450	17.00	610	26.00	660	17.50	445	82.80	2103	25	640	720
20"	500	18.00	432	28.00	711	18.50	470	90.55	2300	27	680	1170
24"	600	20.00	457	32.00	813	20.50	521	102.72	2609	30	760	1466
28"	700	24.00	508	36.00	914	-	-	130.98	3327	24	610	1931
30"	750	24.00	610	36.00	914	-	-	141.97	3606	24	610	2380
32"	800	28.00	711	38.00	965	-	-	145.98	3708	24	610	2490

36"	900	28.00	711	40.00	1016	-	-	154.49	3924	24	610	3600
40"	1000	30.00	762	42.00	1067	-	-	168.50	4280	24	610	4580
42"	1050	31.00	787	43.00	1092	-	-	175.39	4455	32	810	4710
48"	1200	34.00	864	46.00	1168	-	-	193.31	4910	32	810	6500

- Note: 1. The technical data is subject to amend without notice, while is subject to the actual product.  
2. If you have any alteration, please note when you ordering.

## CAST STEEL GATE VALVE-CLASS 300





## FEATURES & SPECIFICATIONS

OS & Y, Rising Stem	Design	ASME B16.34/API 600
Bolted Bonnet	Face to Face	ASME B16.10
Flexible Wedge (2" Solid)	End to End	ASME B16.10
Extended Bonnet for	End Flange	ASME B16.5/B16.47
Cryogenic Services	BW End	ASME B16.25
By Pass On Request	Test	API 598
Locking Device Optional	Special	NACE MR-01-75

## STANDARD MATERIALS OF MAIN PARTS

ITEM	PART NAME	MATERIAL
1	Body	ASTM A216 GR.WCB
2	Seat Ring	ASTM A105 + Stellite Faced
3	Disc	ASTM A216 GR.WCB+13Cr Faced
4	Stem	ASTM A182 GR.F6
5	Gasket	Soft Iron + Graphite
6	Bonnet	ASTM A216 GR.WCB
7	Bonnet Bolt Nuts	ASTM A194 GR.2H
8	Bonnet Bolts	ASTM A193 GR.B7
9	Backseat Bushing	ASTM A276 Type 410
10	Stem Packing	Braided Graphite & Die Formed Graphite Ring
11	Eye Bolt Pins	Die formed Graphite Ring Carbon Steel
12	Gland Eye Bolts	ASTM A307 GR.B
13	Gland	ASTM A276 Type 410
14	Gland Flange	ASTM A216 GR.WCB
15	Eye Bolt Nuts	ASTM A194 GR.2H
16	Grease Nipple	Carbon Steel
17	Stem Nut	ASTM A439 GR.D-2
18	Retaining Nut	Carbon Steel
19	Hand wheel	Ductile Iron
20	Hand wheel Nut	Carbon Steel
21	Screw	Carbon Steel
22	Yoke	ASTM A216 GR.WCB

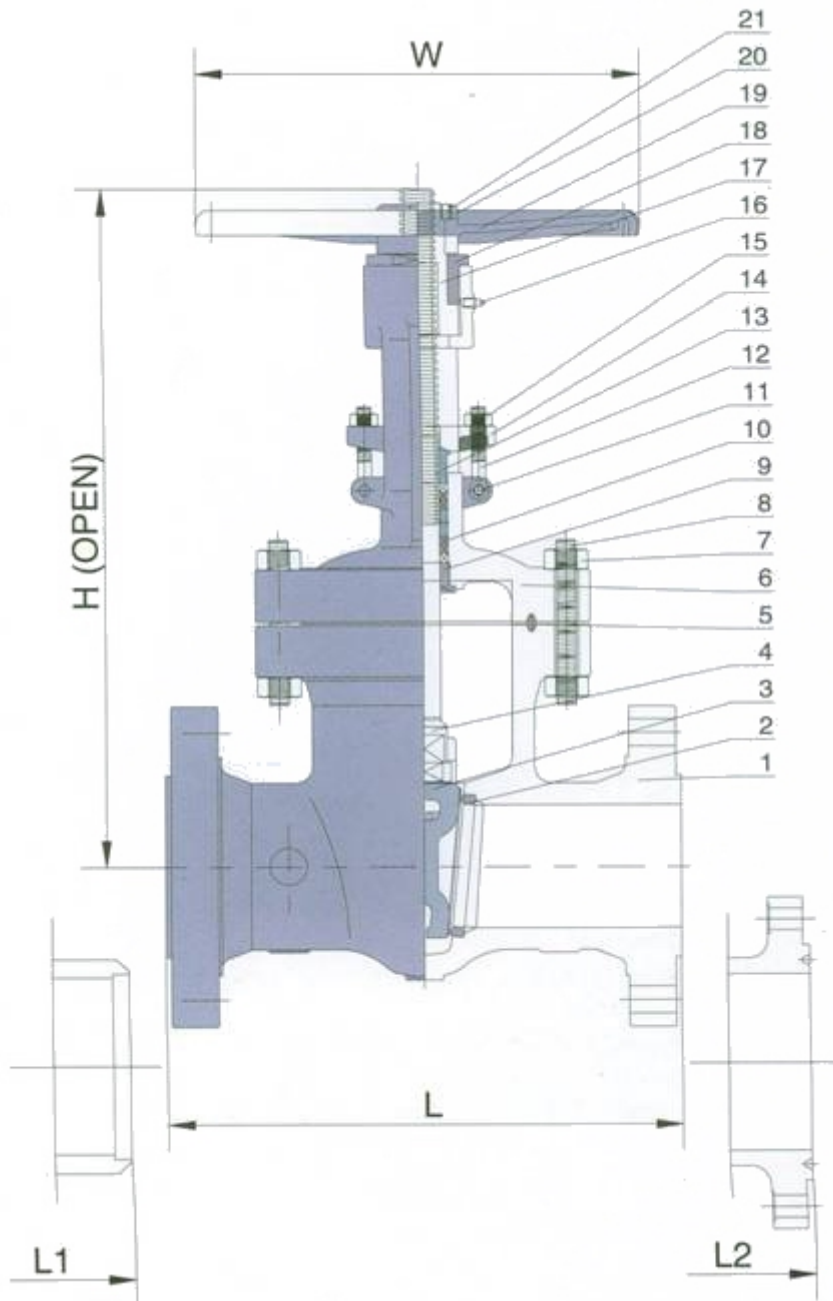
23	Yoke Pan Bolt Nuts	ASTM A194 GR.2H
24	Yoke Pan Bolts	ASTM A193 GR.B7
25	Bearing	Steel
26	Lantern Ring On Request	ASTM A276 Type 410

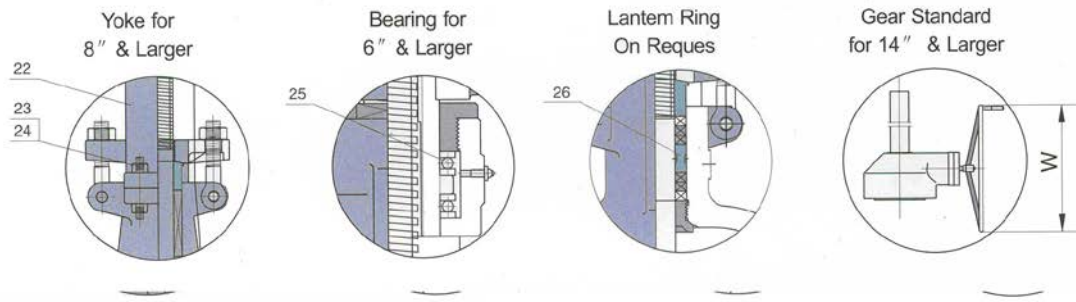
## DIMENSIONS & WEIGHTS

Size		L/L 1		L2		H		W		Weight RF
in	mm	in	mm	in	mm	in	mm	in	mm	kg
2"	50	8.50	216	9.12	232	16.93	430	8	200	30
2.5"	65	9.50	241	10.12	257	19.88	505	10	250	45
3"	80	11.12	283	11.74	298	20.87	530	10	250	57
4"	100	12.00	305	12.62	321	24.80	630	10	250	88
6"	150	15.88	403	16.50	419	31.50	800	14	350	147
8"	200	16.50	419	17.12	435	39.69	1008	16	400	219
10"	250	18.00	457	18.62	473	48.82	1240	18	450	368
12"	300	19.75	502	20.37	517	57.87	1470	20	500	522
14"	350	30.00	762	30.62	778	64.76	1645	24	600	694
16"	400	33.00	838	33.62	854	72.48	1841	24	600	1080
18"	450	36.00	914	36.62	930	77.13	1959	24	610	1235
20"	500	39.00	991	39.75	1010	86.38	2194	24	610	1655
24"	600	45.00	1143	45.88	1165	102.28	2598	24	610	2320
28"	700	53.00	1346	54.00	1372	122.05	3100	24	610	3893
30"	750	55.00	1397	56.00	1422	130.71	3320	32	610	4930
32"	800	60.00	1524	61.12	1552	140.16	3560	32	810	5230
36"	900	68.00	1727	69.12	1756	153.94	3910	32	810	6885

Note: 1. The technical data is subject to amend without notice, while is subject to the actual product.  
 2. If you have any alteration, please note when you ordering.

## CAST STEEL GATE VALVE-CLASS 600





## FEATURES & SPECIFICATIONS

OS & Y, Rising Stem	Design	ASME B16.34/API 600
Bolted Bonnet	Face to Face	ASME B16.10
Flexible Wedge (2" Solid)	End to End	ASME B16.10
Extended Bonnet for	End Flange	ASME B16.5/B16.47
Cryogenic Services	BW End	ASME B16.25
By Pass On Request	Test	API 598
Locking Device Optional	Special	NACE MR-01-75

## STANDARD MATERIALS OF MAIN PARTS

ITEM	PART NAME	MATERIAL
1	Body	ASTM A216 GR.WCB
2	Seat Ring	ASTM A105 + Stellite Faced
3	Disc	ASTM A216 GR.WCB+13Cr Faced
4	Stem	ASTM A182 GR.F6
5	Gasket	Soft Iron + Graphite
6	Bonnet	ASTM A216 GR.WCB
7	Bonnet Bolt Nuts	ASTM A194 GR.2H
8	Bonnet Bolts	ASTM A193 GR.B7
9	Backseat Bushing	ASTM A276 Type 410
10	Stem Packing	Braided Graphite & Die Formed Graphite Ring
11	Eye Bolt Pins	Die formed Graphite Ring Carbon Steel
12	Gland Eye Bolts	ASTM A307 GR.B

13	Gland	ASTM A276 Type 410
14	Gland Flange	ASTM A216 GR.WCB
15	Eye Bolt Nuts	ASTM A194 GR.2H
16	Grease Nipple	Carbon Steel
17	Stem Nut	ASTM A439 GR.D-2
18	Retaining Nut	Carbon Steel
19	Hand wheel	Ductile Iron
20	Hand wheel Nut	Carbon Steel
21	Screw	Carbon Steel
22	Yoke	ASTM A216 GR.WCB
23	Yoke Pan Bolt Nuts	ASTM A194 GR.2H
24	Yoke Pan Bolts	ASTM A193 GR.B7
25	Bearing	Steel
26	Lantern Ring On Request	ASTM A276 Type 410

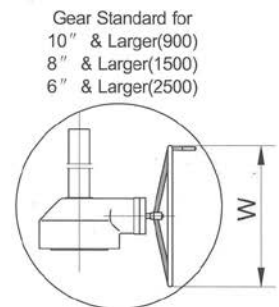
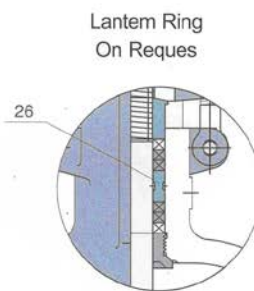
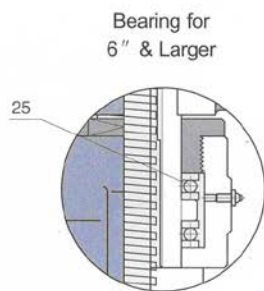
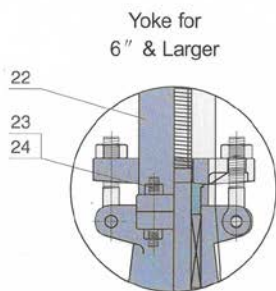
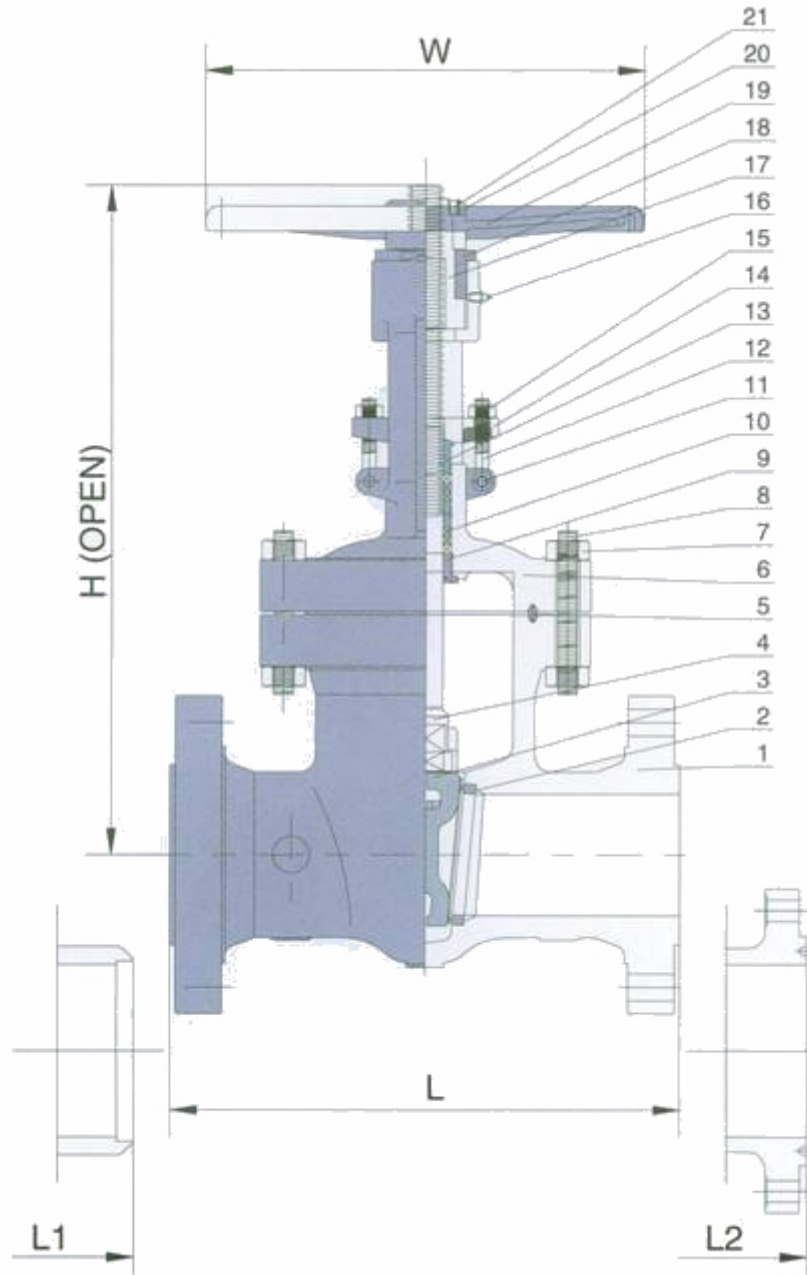
## DIMENSIONS & WEIGHTS

Size		L/L 1		L2		H		W		Weight RF
in	mm	in	mm	in	mm	in	mm	in	mm	in
2"	50	11.50	292	11.62	295	17.91	455	10	250	45
2.5"	65	13.00	330	13.12	333	23.14	588	10	250	55
3"	80	14.00	356	14.12	359	21.65	550	10	250	76
4"	100	17.00	432	17.12	435	27.17	690	14	350	127
6"	150	22.00	559	22.12	562	35.83	910	18	450	277
8"	200	26.00	660	26.12	663	41.93	1065	20	500	485
10"	250	31.00	787	31.12	790	49.49	1257	25	640	754
12"	300	33.00	838	33.12	841	57.80	1468	27	680	936
14"	350	35.00	889	35.12	892	63.90	1623	24	610	1316
16"	400	39.00	991	39.12	994	71.50	1816	24	610	1672
18"	450	43.00	1092	43.12	1095	88.98	2260	24	610	2070
20"	500	47.00	1194	47.25	1200	106.50	2705	24	610	2405

24"	600	55.00	1397	55.38	1407	110.63	2810	24	610	4550
-----	-----	-------	------	-------	------	--------	------	----	-----	------

- Note: 1. The technical data is subject to amend without notice, while is subject to the actual product.  
2. If you have any alteration, please note when you ordering.

## CAST STEEL GATE VALVE-CLASS 900-2500



## FEATURES & SPECIFICATIONS

OS & Y, Rising Stem	Design	ASME B16.34/API 600
Bolted Bonnet	Face to Face	ASME B16.10
Flexible Wedge (2" Solid)	End to End	ASME B16.10
Extended Bonnet for	End Flange	ASME B16.5/B16.47
Cryogenic Services	BW End	ASME B16.25
By Pass On Request	Test	API 598
Locking Device Optional	Special	NACE MR-01-75

## STANDARD MATERIALS OF MAIN PARTS

ITEM	PART NAME	MATERIAL
1	Body	ASTM A216 GR.WCB
2	Seat Ring	ASTM A105 + Stellite Faced
3	Disc	ASTM A216 GR. WCB + Stellite Faced
4	Stem	ASTM A182 GR.F6
5	Gasket	Soft Iron + Graphite
6	Bonnet	ASTM A216 GR.WCB
7	Bonnet Bolt Nuts	ASTM A194 GR.2H
8	Bonnet Bolts	ASTM A193 GR.B7
9	Backseat Bushing	ASTM A276 Type 410
10	Stem Packing	Braided Graphite & Die Formed Graphite Ring
11	Eye Bolt Pins	Die formed Graphite Ring Carbon Steel
12	Gland Eye Bolts	ASTM A307 GR.B
13	Gland	ASTM A276 Type 410
14	Gland Flange	ASTM A216 GR.WCB
15	Eye Bolt Nuts	ASTM A194 GR.2H



16	Grease Nipple	Carbon Steel
17	Stem Nut	ASTM A439 GR.D-2
18	Retaining Nut	Carbon Steel
19	Hand wheel	Ductile Iron
20	Hand wheel Nut	Carbon Steel
21	Screw	Carbon Steel
22	Yoke	ASTM A216 GR.WCB
23	Yoke Pan Bolt Nuts	ASTM A194 GR.2H
24	Yoke Pan Bolts	ASTM A193 GR.B7
25	Bearing	Steel
26	Lantern Ring On Request	ASTM A276 Type 410

### DIMENSIONS & WEIGHTS

### CLASS 900

Size		L/L 1		L2		H		W		Weight RF
in	mm	in	mm	in	mm	in	mm	in	mm	kg
2"	50	14.50	368	14.62	371	24.41	620	12	300	95
2.5"	65	16.50	419	16.62	422	27.76	705	14	350	108
3"	80	15.00	381	15.12	384	29.02	737	14	350	125
4"	100	18.00	457	18.12	460	32.48	825	16	400	194
6"	200	24.00	610	24.12	613	41.93	1065	20	500	378
8"	150	29.00	737	29.12	740	47.99	1219	24	600	635
10"	250	33.00	838	33.12	841	52.95	1345	24	610	900
12"	350	38.00	965	38.12	968	72.44	1840	24	610	1550

### DIMENSIONS & WEIGHTS

### CLASS 1500

Size	L/L 1	L2	H	W	Weight RF
------	-------	----	---	---	-----------

in	mm	in	mm	in	mm	in	mm	in	mm	kg
2"	50	14.50	368	14.62	371	27.36	695	14	350	95
2.5"	65	16.50	419	16.62	422	27.76	705	16	400	128
3"	80	18.50	470	18.62	473	30.31	770	16	400	181
4"	100	21.50	546	21.62	549	34.33	872	20	500	275
6"	200	27.75	705	28.00	711	42.99	1092	24	600	627
8"	150	32.75	832	33.13	842	55.12	1400	24	610	1000
10"	250	39.00	991	39.38	1000	62.99	1600	24	610	2200
12"	350	44.50	1130	45.12	1146	72.44	1840	24	610	3300

## DIMENSIONS & WEIGHTS

## CLASS 2500

Size		L/L 1		L2		H		W		Weight RF
in	mm	in	mm	in	mm	in	mm	in	mm	kg
2"	50	17.75	451	17.87	454	27.56	700	14	350	135
2.5"	65	20.00	508	20.25	514	29.53	750	18	450	210
3"	80	22.75	578	23.00	584	34.92	887	18	450	271
4"	100	26.50	673	26.88	683	43.19	1079	20	500	506
6"	150	36.00	914	36.50	927	57.09	1450	24	610	1600
8"	200	40.25	1022	40.87	1038	63.39	1610	24	610	2450
10"	250	50.00	1270	50.88	1292	81.73	2076	24	610	4570
12"	300	56.00	1422	56.88	1445	89.80	2281	24	610	7150

Note: 1. The technical data is subject to amend without notice, while is subject to the actual product.

2. If you have any alteration, please note when you ordering.

SHANGHAI SHINJO PUMP & VALVE CO.,LTD.  
http://www.shinjovalve.com E-mail: shinjovalve@163.com  
Tel :+86 (021)5620 6641 Fax:+86 (021)5641 2609  
Mobile:+86 131 2229 3865

---



**SHANGHAI SHINJO PUMP & VALVE CO.,LTD.**

Phone: +86(21) 52606641

Mobile: +86 131 2229 3865

Http //: www.shinjo-pv.com

www.shinjovalve.com

E-mail: shinjovalve@163.com

Tel: +86 21 5620 6641

Fax:+86 21 5641 2609

SHANGHAI SHINJO PUMP & VALVE CO.,LTD.  
http://www.shinjovalve.com E-mail: shinjovalve@163.com  
Tel :+86 (021)5620 6641 Fax:+86 (021)5641 2609  
Mobile:+86 131 2229 3865

---

E-mail: [shinjovalve@163.com](mailto:shinjovalve@163.com)

Address: Shanghai SHINJO Pump & Valve Co., Ltd.

No.150, Hongxing Road ,Pudong Shanghai 201201, China.